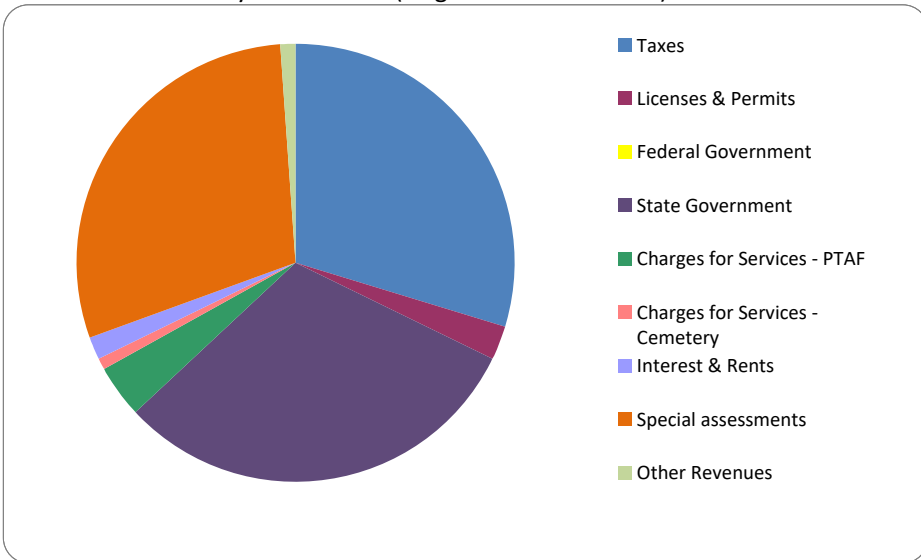


CITIZEN'S GUIDE TO LOCAL UNIT FINANCES - Geneva Township (80-1090)

REVENUES

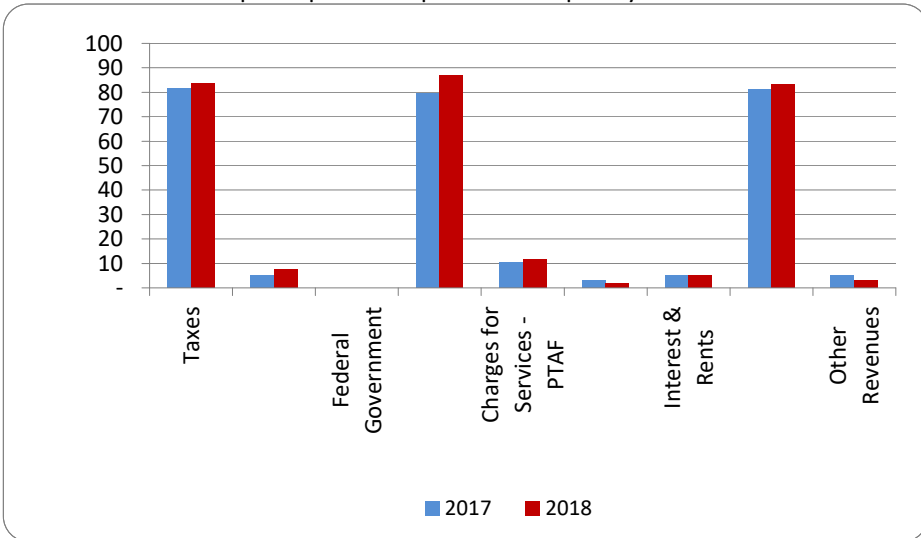
1. Where our money comes from (all governmental funds)



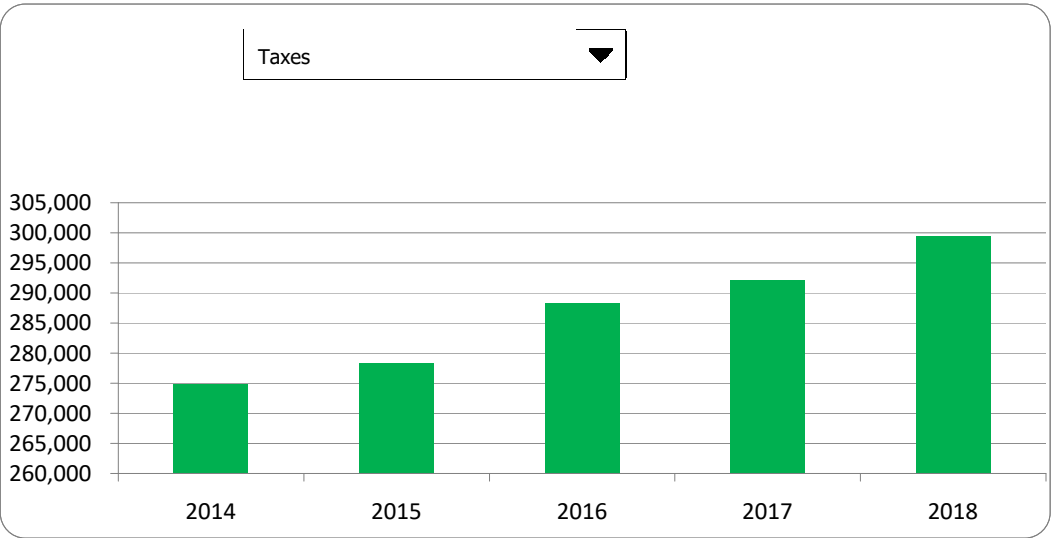
2. Compared to the prior year

	<u>2017</u>	<u>2018</u>	<u>% change</u>
Taxes	\$ 292,110	\$ 299,443	2.51%
Licenses & Permits	17,751	27,402	54.37%
State Government	284,308	309,994	9.03%
Charges for Services - PT	36,902	41,029	11.18%
Charges for Services - Ce	11,574	6,770	-41.51%
Interest & Rents	18,696	17,733	-5.15%
Special assessments	290,262	297,780	2.59%
Other Revenues	18,654	10,872	-41.71%
Total Revenues	\$ 970,257	\$ 1,011,023	4.20%

3. Revenue sources per capita - compared to the prior year



4. Historical trends of individual sources



Commentary:

For more information on our unit's finances, contact Nancy Ann Whaley at (269) 427-7607.