



**SUZIE ROEHM
VAN BUREN COUNTY CLERK**

212 East Paw Paw Street, Suite 101, Paw Paw, Michigan 49079
Phone 269/657-8218 Opt. 6 Fax 269/657-8298
E-mail: roehms@vanburencountymi.gov
Beth Saidla, Chief Deputy Clerk

Apportionment Plan Submission

Plan Number Assigned: 2021-3

Plan Submitted by: Brown 9/28/21
(Date)

Plan Reviewed by County Clerk: 9/28/21
(Date)

Plan verification notice to Apportionment Commission Members: 9/28/21
(Date)








Notations: _____

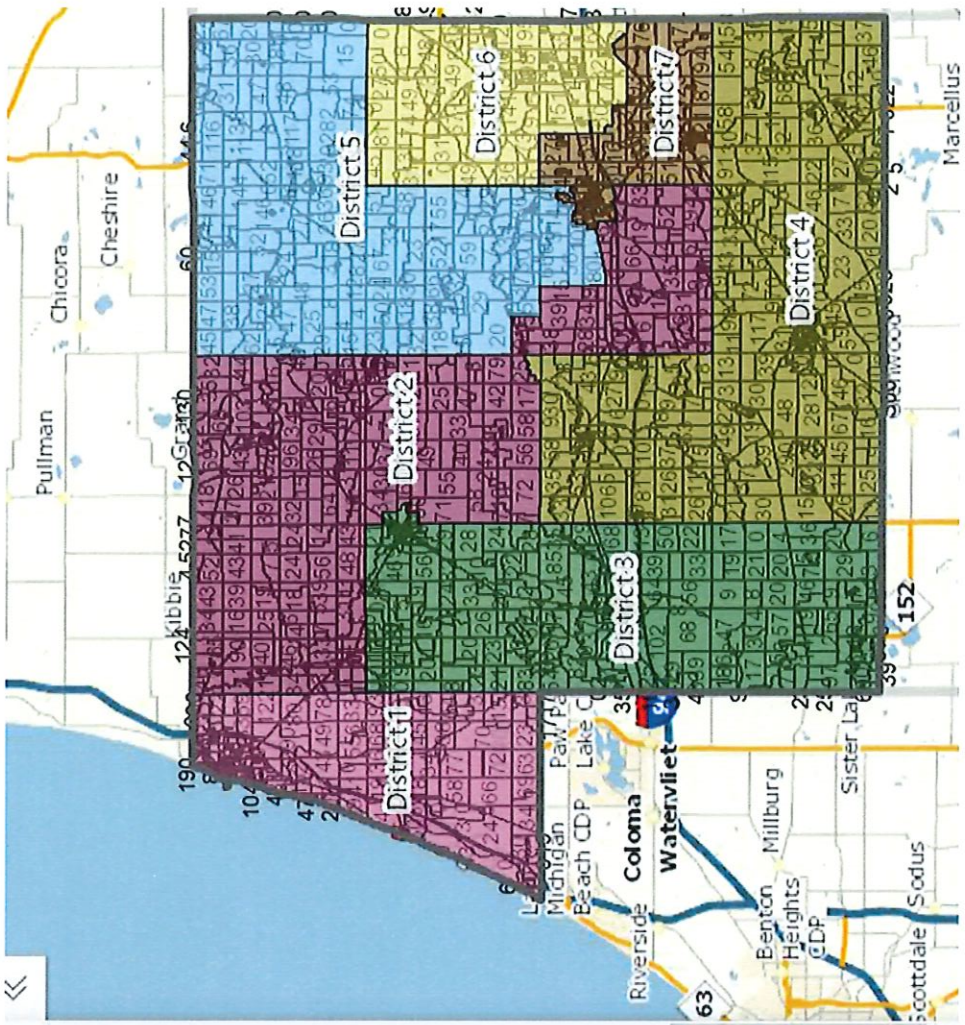
Suzie Roehm, County Clerk

Proposed Plan 2021-3 Brown

Districts (7)

Target population for each District is: 10,798.142

	District 1	10,511 pop.	-2.7%
	District 2	10,243 pop.	-5.1%
	District 3	11,459 pop.	+6.1%
	District 4	10,802 pop.	+0.0%
	District 5	10,765 pop.	-0.3%
	District 6	11,269 pop.	+4.4%
	District 7	10,538 pop.	-2.4%



Van Buren County Reapportionment Plan 2021

Section 1 – District Descriptions

District 1

Covert Township

City of South Haven

South Haven Charter Township

District 2

Arlington Township

Columbia Township

Geneva Township

Paw Paw Township (part) / VTD(s): Paw Paw Twp 2

District 3

City of Bangor

Bangor Township

City of Hartford

Hartford Township

Keeler Township

District 4

Decatur Township

Hamilton Township

Lawrence Township

Porter Township

Van Buren County Reapportionment Plan 2021

District 5

Bloomington Township

City of Gobles

Paw Paw Township (part) / VTD(s): Paw Paw Twp 3

Pine Grove Township

Waverly Township

District 6

Almena Township

Antwerp Township (part) / VTD(s): Antwerp Twp 2, Antwerp Twp 4

District 7

Antwerp Township (part) / VTD(s): Antwerp Twp 1, Antwerp Twp 3, Antwerp Twp 5

Paw Paw Township (part) / VTD(s): Paw Paw Twp 1

Section 2 – Data and Demographics

Population

District Name	Total Population	Target Population	Variance	Variance %	Compactness Polsby Popper	Compactness Schwartzberg
District 1	10,511	10,798	-287	-2.659	0.617	0.785
District 2	10,243	10,798	-555	-5.141	0.291	0.539
District 3	11,459	10,798	661	6.120	0.614	0.784
District 4	10,802	10,798	4	0.036	0.450	0.671
District 5	10,765	10,798	-33	-0.307	0.476	0.690
District 6	11,269	10,798	471	4.361	0.625	0.791
District 7	10,538	10,798	-260	-2.409	0.331	0.576